

12th Annual

Winter Lace Conference

February 16-18, 2018

PLUS

an "add on" additional day
with your teacher

on

February 19

AND

**EXTRA pre-conference
workshops**

on

February 16

with

**Louise Colgan, Susie Johnson,
Helena Fransens, and
Elizabeth Peterson**

For more information, contact Belinda Belisle at 1-562-596-7882 or WinterLaceConference@gmail.com

12th Annual Winter Lace Conference

The Winter Lace Conference is back for its 12th year! To those of you who don't know, the Winter Lace Conference lost Betty Ward this spring. Without Betty's enthusiasm and support, the Winter Lace Conference would not have been. She is sorely missed by many. However, her legacy will continue!

One of her last projects was to help plan this year's event. I think you will agree we have another great selection of classes.

Back by popular demand are Louise Colgan, Susie Johnson, Elizabeth Peterson, and Betty Manfre. New to our slate of teachers are Helena Fransens—who brings her expertise in Paris lace and designing lace patterns with a computer using Knippling 3.0 to the program—and Carolyn Wetzel—who will share with us her knowledge of the lovely Aemilia Ars needlelace.

Kicking off the weekend are the highly successful mini classes. In addition to our popular Milanese and Bucks/Withof mini classes, back again are two specialized half-day classes: one just on leaves and the other on tallies. Both classes are taught by Elizabeth Peterson! If you were one of the many who did not get in these classes last year, make sure you get your registration in early. Also, joining the lineup is Helena Fransens class on designing lace patterns using Knippling 3.0. This was one of the first classes to fill at IOLI—we hope this workshop speaks to the designer in you!

Back again is our vendor hall packed with lace supplies, an educational and fun-filled banquet presentation, and our traditional Sunday brunch—including all the fun you can pack in one weekend.

I look forward to seeing you in February 2018!

Belinda

The Weekend at-a-Glance

Friday, February 16, 2018

EXTRA CLASSES

Milanese Workshop with Louise Colgan
OR

Bucks, Withof, & More Workshop with Susie Johnson
OR

Leaves and Tallies Workshops with Elizabeth Peterson
OR

Designing Lace Patterns Using Knippling 3.0
with Helena Fransens

R&R—Registration and Reception

Vendor Hall Opens

Saturday, February 17, 2018

- Classes
- Vendor Hall
- Luncheon

Sunday, February 18, 2018

- Brunch
- Classes
- Vendor Hall
- Banquet/Special Presentation

Monday, February 19, 2018

EXTRA: Add-on another day with your teacher!

Special
Presentation



Aemilia Ars—A Journey Through the Lace of Bologna and Its Makers by Carolyn Wetzel

The Aemilia Ars Society formed in Bologna in 1898, part of the international Arts and Crafts Movement. Carolyn traveled to Bologna last year to study with some of the local women who are working to keep the Aemilia Ars lace tradition alive. In her lecture, Carolyn will tell their story as well as the story of Aemilia Ars lace history and technique.

Carolyn Wetzel learned Aemilia Ars lace from print and video sources, then traveled to study its history and technique in Bologna, Italy. She has written lace-related articles for *Piecework* Magazine and frequents the online discussion forum NeedleLaceTalk.ning.com.

Special Pre-Conference Workshops

Special Pre-Conference Workshops—Friday, February 16, 2018

Do you want more time at your lace? If your answer is "YES," you will want to sign up for one of the Friday workshops. We will limit the size of the group so each student will have greater opportunity for more personal attention and in-depth study. Get your registration in early to reserve your seat!

ADVANCED and INTERMEDIATE MILANESE

With Louise Colgan (full-day workshop)

Louise Colgan's Friday class is offered for students wishing to work on larger pieces already in progress or to start an advanced piece requiring additional time beyond the standard conference days.

BUCKS, WITHOF, and More

With Susie Johnson (full-day workshop)

Susie Johnson's Friday class will provide students with more opportunity for in-depth discussions than is possible in a regular class day. This class is not for students beginning a lace that is new to them, but is suited to all continuing people who would like to have a day where they would have more teacher time and as many questions and answers that can be crammed into one day, along with technical discussions and lots of theory in addition to tweaking their work. This class is also ideal for those wanting to finish (or start) a project.

PERFECTING LEAVES and TALLIES

With Elizabeth Peterson (two half-day workshops)

These two half-day workshops are designed to help you take the mystery out of leaves and tallies. Come learn to weave and tension so your leaves are smooth and nicely shaped in the morning session. Then, stay for the afternoon session, where you will learn hints and tricks to keep your tallies woven square and kept that way. You will also learn how to make raised/rolled tallies on the top or bottom. It's your choice—leaves or tallies OR take both sessions—you'll love leaves and tallies when you leave.

DESIGNING LACE PATTERNS WITH A COMPUTER USING KNIPLING 3.0


With Helena Fransens (full-day workshop)

Knipling 3.0 is a user-friendly computer aided design program for lace. In this 1-day class students will work on their own computers to learn the basics of the program: grid selection, drawing dots and Torchon elements such as diamond, spider, zig-zag and fans as well as how to mark, delete, move, copy, save, print. Together we will design a straight Torchon pricking, a round pricking and a colored diagram.

Prerequisites: Being able to work with a computer (making a folder, save...)

Confirmation of courses and supply list will be emailed by January 15.

The Classes



Bucks Point, Withof, and More—All Levels

Teacher: Susie Johnson (U.S.)

Bucks Point is a beautiful, elegant English bobbin lace with net ground and prominent gimp to draw the eye to the design motifs. Beginning students will learn the foundations of Bucks, including footside, point ground, catchpin, picots, and honeycomb. Continuing students will work on more difficult patterns to learn the curved Bucks headside and more complex gimp movement and typical pattern elements. The flow and rhythm of Bucks patterns make it a pleasant lace to work! Anyone who wishes to either begin or continue Withof is welcome to join this class.

For those whose interests lie elsewhere, other possibilities include Torchon bookmarks or Christmas ornaments, Ulrike's gold stars, 's Gravenmoerse, and Brussels Duchesse. In addition, upon request and with approval, students are welcome to pursue other laces, which includes help with UFOs and long-awaited projects requiring help to start.

Since she started making lace in 1981, **Susie Johnson** pursued the serious study of many different types of laces with different teachers from a number of different countries. She is best known for her work in Withof, but almost as soon as she learned to make lace, Bucks Point became her favorite lace and she spent many years studying it with a variety of teachers. She has also been teaching a variety of other laces for over 20 years at events such as I.O.L.I. conventions, the Winter Lace Conference, the Finger Lakes Lace Days in Ithaca, and Lace at Sweet Briar, as well as twice-weekly classes at home. Her work has been exhibited internationally, and she has been the co-coordinator of the International Poppy Project. She is also on the I.O.L.I. Proficiency Journal Committee.

Milanese and Hungarian Tape Lace—All Levels


Teacher: Louise Colgan (U.S.)

This class will offer students the option to learn about Milanese or Hungarian Tape Lace. Both of these types of lace include unique characteristics while also sharing features in common. We will be able to explore their similarities and differences. Milanese is a free-flowing tape-based lace characterized by special decorative Braid stitches that become integral features of each design. Adding color and metallic threads allows lacemakers to make their own distinct pieces from the selected patterns. Hungarian Tape designs are also formed with a graceful and elegant blend of stitches. Elaborate pieces can be made with relatively few pairs of bobbins. Plaited Fillings are often used to decorate open spaces surrounded by the tapes. The creative nature of both of these types of lace make them suitable for traditional and contemporary interpretation. Projects will be offered to suit a variety of skill levels. A solid foundation in basic Bobbin Lace skills is required. Ability to read diagrams is also recommended.

Louise Colgan is a lacemaker, designer, and teacher with experience in a broad range of Bobbin Lace techniques. She began making lace in 1985 and has been teaching for 30 years. She has served on the Board of the International Organization of Lace, Inc. as President and is currently Chair of the Proficiency Program Committee. Louise has taught Bobbin Lace classes at many I.O.L.I. Conventions, plus workshops for U.S. members of O.I.D.F.A. and regional guilds. Louise has exhibited her work both locally and internationally and was a participant in the renowned International Poppy Project. Her designs have been included in the *LACE EXPRESS* magazine and the I.O.L.I. *BULLETIN*. Additionally, she has published three books of original patterns and has made an instructional video on Milanese Lace.



Milanese




Hungarian Tape Lace

The Classes (continued)

Paris Lace—Beginning and Continuing

Teacher: Helena Fransens (Belgium)

Paris lace is a beautiful and strong Belgian lace with continuous threads characterized by a six-pointed ground. The motifs, usually worked in cloth stitch, are surrounded by gimp. We can find flies and snowflakes as decorative fillings. Beginners in Paris lace will learn Paris ground, connecting the ground with the motif, footside, picots, passing and ending gimps. Continuing students will study more difficult patterns to learn to make corners and curved headsides. They can also choose for a pattern with decorative fillings. Students having advanced skills in Paris lace will be challenged by a medallion. They will learn how to start at the top, add and discard extra pairs and how to do the final ending of this project. Prerequisites: Strong torchon skills, ability to read a working diagram.



Helena Fransens has been teaching bobbin lace to adults as a full time job for more than 30 years at a government sponsored lace school in Genk, Belgium. She has been teaching at several IOLI conventions and lace workshops in the US, the Netherlands and Spain. Helena teaches many different subjects (Torchon, Gravenmoer, Beveren, Paris, Flanders, Rosaline, Contemporary lace, computer design...). She loves designing and has recently published two manuals for using the design program Knipling 3.0.



Aemilia Ars—Beginning and Continuing

Teacher: Carolyn Wetzel (U.S.)

Aemilia Ars lace is a bold needle lace, styled on 16th and 17th century Punto in Aria patterns as interpreted by modern eyes. The lace can be floral or geometric and is sturdy enough for household linens. There are few stitches to learn because the beauty of the lace is in its designs, not intricate needlework. Students will make a small floral motif with a border in order to complete all the steps of the process during the weekend. Suitable for beginners as well as more experienced needle lace makers.

Carolyn Wetzel has been exploring the range of needle-made lace techniques for over 20 years. She learned Aemilia Ars lace from print and video sources, then traveled to study its history and technique in Bologna, Italy. She has written lace-related articles for Piecework Magazine and frequents the online discussion forum NeedleLaceTalk.ning.com. Carolyn is a member of the Finger Lakes Lace Guild, the New England Lace Group, and IOLI (former Eastern Director). When not studying or making lace, Carolyn is a college biology professor and is working on a Master Weaver certificate.

Our Raffle
Needs You!

If you have items you would like to donate to the raffle, please let us know. Contact Belinda Belisle at 1-562-596-7882 or WinterLaceConference@gmail.com.

Cancellation Policy: If you need to cancel, please tell us immediately so someone else may have your place. Requests for refunds must be made in writing to Belinda Belisle and must be postmarked by January 15, 2018. Refunds will be subject to a \$25 cancellation fee. We will not be able to honor requests for refunds postmarked after January 15.


The Classes (continued)

Cantú Lace—Beginning and Continuing

Teacher: Betty Manfre (U.S. and Italy)

Coasters, bookmarks, flowers or figures can be made while learning Cantu' bobbin lace. The techniques included are Classic Cantú (Venetian Point), Mimosa, Punto Ornato (used in making animals and figures), and Italian Rosaline. The class project will be chosen according to the level of ability and the interest of the individual student. The class is open to beginners, intermediate, and advanced.

Betty Manfre is an Italian American who has lived in Milan, Italy for over 20 years. In 1989, she moved to Brussels, Belgium, with her husband and daughters, where she learned Torchon and Duchesse and began teaching Torchon at the American Women's Club. In 1997, on returning to Milan, near the Town of Cantú, she learned to make and design Cantú lace. She continues to attend Il Giardino dei Punti, a lace school in Milan, where she has become proficient in Cantú lace making. She has won awards at the Gorizia, Capodimonte Sul Lago, and Sansepolcro International Lace Exhibitions and has exhibited her lace in the Cantú Biennial Lace Fair.



Bedfordshire Lace



Bruges Lace

Bruges and Bedfordshire Lace—Beginning and Continuing

Teacher: Elizabeth Peterson (U.S.)

This class is designed for those wishing to explore and perfect either Bruges or Bedfordshire lace. Bruges lace students will learn the basic tape, plaits and picots, several types of flowers, leaves, and the scroll. Continuing students will learn how to navigate the fillings and some additional Bruges techniques. Those working on Bedfordshire lace will have an introduction to this traditional English lace. You will learn plaits, picots, 9-pin edge, trails, bouncing plaits/leaves off the trail, crossings, and the basic Beds leaf. Continuing students will learn adding/discarding pairs invisibly, the Beds "kiss," and raised and rolled tallies. Students will be able to work at their own pace with patterns provided or bring patterns to discuss and explore possible working solutions.

Elizabeth Peterson started making lace in 1985 and teaching in 1996. She has attended several I.O.L.I. conventions and area workshops, taking classes from many teachers, both nationally and internationally. She believes lacemaking is fun and challenging and a great way to spend your time. Elizabeth enjoys a lot of laces and teaches several kinds weekly. She has won many awards for her lace at the local, state, and international levels, including technical proficiency and Best of Show.

Hotel Reservations

The conference is being held at the Crowne Plaza (3131 South Bristol, Costa Mesa, CA 92626). The Crowne Plaza is at the center of Orange County, just 1-1/2 miles from John Wayne Airport and close to the world-class South Coast Plaza and Orange County Performing Arts Center complex.

1. **Make your hotel reservations directly with the Crowne Plaza at 1-866-437-5657.**
2. **To get the special rate, you will need to make your reservation prior to January 16, 2018.**

Make sure you ask for the "Winter Lace 2018" room block and give the dates of your reservation!

2018 Winter Lace Conference Registration

*Saturday & Sunday Class Choices (Monday, if attending additional day)
Workshops run concurrently. Please list your choices in order of preference.*

First Choice: _____

Second Choice: _____

Monday Workshop: _____

Photocopies are accepted. Please one person per form. All payments in U.S. dollars.

Registrations must be postmarked ON or AFTER October 1, 2017

For questions about registration, contact: Belinda Belisle at 1-562-596-7882 or WinterLaceConference@gmail.com

Event	Indicate Choice	Price per Person	Total
Conference Registration (for those staying at the conference hotel) Registration includes Friday reception, access to the vendor hall, lunch on Saturday, and buffet breakfast on Sunday—NOTE: ALL ATTENDEES MUST REGISTER FOR THE CONFERENCE. CONFERENCE REGISTRATION FEE DOES NOT INCLUDE CLASS REGISTRATION—REGISTER FOR CLASSES BELOW.	<div style="text-align: center;">↑ OR ↓</div>	\$81.00	
Commuter Conference Registration Commuter registration includes all items mentioned above—NOTE: ALL ATTENDEES MUST REGISTER FOR THE CONFERENCE. CONFERENCE REGISTRATION FEE DOES NOT INCLUDE CLASS REGISTRATION—REGISTER FOR CLASSES BELOW.		\$175.00	
Class Registration (Class registration covers classes for Saturday and Sunday.) Please indicate your class choice on the lines at the top of this page.		\$210.00	
Sunday Banquet & Presentation (Please indicate number of each meal—including guests.) <div style="text-align: center;"> <input type="checkbox"/> Chicken <input type="checkbox"/> Fish <input type="checkbox"/> Vegetarian </div> Dietary Restrictions: _____		\$57.00	
Special Workshop Friday, February 16 —includes lunch for full-day classes & those taking <u>both</u> the Leaves and Tallies workshops. <input type="checkbox"/> Milanese (full day: \$100) OR <input type="checkbox"/> Withof/Potpourri (full day: \$100) OR <input type="checkbox"/> Designing Lace Patterns with a Computer Using Knipling 3.0 OR <input type="checkbox"/> Leaves (9 a.m. to noon: \$50) <input type="checkbox"/> Tallies (1 p.m. to 4 p.m.: \$50)		\$100.00 (full-day) \$50.00 (each half-day)	
Monday Workshop —an <u>extra</u> class with your weekend teacher . NOTE: MUST ATTEND WEEKEND.		\$80.00	
Light Rental —If you are traveling to the conference and don't want to bring a light, we will make arrangements for light rental. Fee covers use of one light for all days registered.		\$15.00	
Special Winter Lace Conference Bobbins (Please indicate the number of bobbins for each type.) <input type="checkbox"/> Continental <input type="checkbox"/> Midlands	Total # Bobbins:	\$25.00 ea	
		Total	

Please PRINT or type clearly. Your nametag and info in the conference handout will be made from this form.

Name: _____

Street Address: _____

City: _____ State: _____ Zip: _____

Phone No.: _____ Email: _____

Cancellation Policy: If you need to cancel, please tell us immediately so someone else may have your place. Requests for refunds must be made in writing to Belinda Belisle and must be postmarked by January 15, 2018. Refunds will be subject to a \$25 cancellation fee. We will not be able to honor requests for refunds postmarked after January 15.

- Make checks payable to: **Winter Lace Conference**
 - Mail completed registration form and check to:
Belinda Belisle
5241 Hartford Way
Westminster, CA 92683
- Please make a copy of this form for your records!**




**Winter
Lace
Conference**

- ❖ Sunday brunch included in your registration
- ❖ Vending hall open Friday evening—as well as Saturday and Sunday
- ❖ Special Winter Lace Conference bobbins
- ❖ Limited-enrollment workshops on Friday!



Like us on
Facebook at
WinterLaceConference

Winter Lace Conference
c/o Belinda Belisle
5241 Hartford Way
Westminster, CA 92683



**Registration Date is
October 1, 2017!**