

# Hedgehog Lacers



## 23rd Annual Lace-in September 11-12, 2021

The members of the Hedgehog Lacers invite You to attend  
Our annual Lace Workshop.  
We have a wonderful group of teachers offering a variety of classes.


### Classes

#### 100 Chrysanthemum Lace Sylvia Fellows

Chrysanthemum Lace is a tape lace akin to Bruges Flower Lace. It utilizes Cloth Stitch, Raised Rib, the "Split Spider" (from Milanese Lace) and occasionally Half Stitch. It requires only about 8 pairs of bobbins usually.

It is called "Chrysanthemum" because the curly petals of the lace designs resemble the petals of the "cheer-leader" mum flowers.

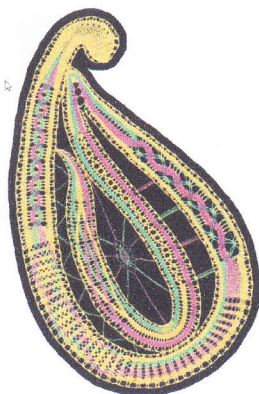
Once the Raised Rib and the Split Spider have been mastered, it is not actually a difficult lace to make.



Sylvia began making lace in 1985, originally learning from the books of Pamela Nottingham and Bridget Cook. In the years since then she has studied with Holly Van Sciver, Unrike Voelker, Susan Wenzel, Gillian Dye, Lia Baumeister, Elizabeth Peterson, Debbie Beever, Susie Johnson, Kim Davis, Maria Provencher and quite a few others. In 2015 Sylvia began working Chrysanthemum Lace designs. Cathleen Belleville has authorized Sylvia to teach from her book on Chrysanthemum Lace.

Sylvia has taught for several lace guilds in Southern California, the Lace Museum in Sunnyvale, as well as at the Winter Lace Conference.

#### 101 Milanese Lace All levels Louise Colgan




Milanese Lace is characterized by special decorative stitches that become integral features of each design. The creative nature of this type of lace makes it suitable for both traditional and contemporary interpretation.


A variety of projects will be offered to cover all levels of Milanese techniques. Students may select their own thread colors to make their own unique piece from the pattern shown.

A solid foundation in Bobbin Lace skills is required. Diagram-reading skills are also required.





Bruges — This class will teach the basic skills for Bruges Lace, including the basic type, plaits and picots, several types of flowers, leaves and the scroll. Students will learn the traditional Belgian techniques as well as other methods to make the lace easier to tension. Continuing students will learn how to navigate the filling and some additional Bruges techniques. This is fun and traditional lace to make - come learn some new tricks to add to your lacemaking skills.



#### Altered Torchon Grounds Class:

Most people think if it is Torchon lace the ground must be Torchon Ground. You can change the ground completely, or just a portion of it needs to be changed. We will try a few alternate grounds, and rose ground. Then modify a torchon ground with a rose (from rose ground) in the middle of it.

Bring your ground questions and pictures of grounds you may want to try. I will tell you if they will work in a Torchon pattern. Some grounds are lace type specific, others can be used in different types of bobbin laces.

## Schedule

### **Saturday and Sunday, September 11th and 12th**

<b>Class</b>	<b>10:00 12:00</b>
<b>Lunch on your own</b>	<b>12:00 1:00</b>
<b>Class</b>	<b>1:00 3:00</b>

**\*all times are PST Pacific Standard Time**

## Registration

**Registration is for two days of ON-LINE Classes.**

# 2021 Lace-in Registration Form

Name \_\_\_\_\_

Address \_\_\_\_\_

Phone \_\_\_\_\_ Email \_\_\_\_\_

## Classes

Use the class number to indicate which class(es) you would like to take. Mark up to three choices, in order of preference

1st Choice	
2nd Choice	
3rd Choice	

**Postmarked by August 15th**

## Fees

**Two Day—Adult** **\$100.00**

**Amount Enclosed** \_\_\_\_\_

**Make checks payable to Hedgehog Lacers and mail to Shelly Sanders 16811 Madrone Circle, Fountain Valley, CA 92708**

- **Checks will not be cashed until the class takes place.**
- **Scholarships are available to Hedgehog Members. Contact Kathy Lowe at (714) 474-7498 or [tgatekeeper1@yahoo.com](mailto:tgatekeeper1@yahoo.com) for more information.**