

# Hedgehog Lacers



## 20th Annual Lace-In

September 9-10, 2017

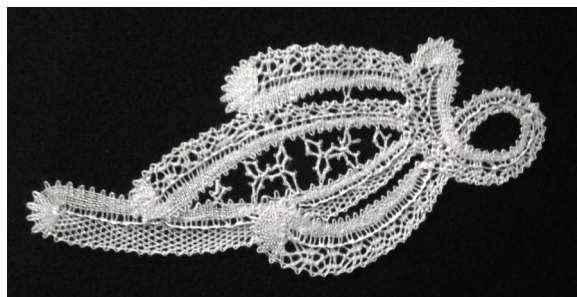
The members of the Hedgehog Lace Guild invite you to attend our annual lace workshop.

We have a wonderful group of teachers offering a variety of classes.

### Classes

#### 100 Chrysanthemum — All levels ~ Sylvia Fellows

Chrysanthemum Lace is a tape lace that has some elements resembling Brugges Lace. It is characterized by the "Split Spider" stitch on one side of each tape. The "petals" formed can look like a chrysanthemum flower, a popular motif in this lace. It uses, usually, only 8 pairs of bobbins or less.



#### 101 Milanese Lace — All levels ~ Louise Colgan




Milanese Lace is characterized by special decorative stitches that become integral features of each design. The creative nature of this type of lace makes it suitable for both traditional and contemporary interpretation.

A variety of projects will be offered to cover all levels of Milanese techniques. Students will be given the option of using colored threads to make their own unique pieces from the selected patterns.

A solid foundation in basic Bobbin Lace skills is required. Diagram-reading skills are also recommended.

**NOTE:** Continuing "Louise" projects are also welcome.

### 102 Tatting — All levels ~ Randy Houtz



There are several methods and applications for tatting split rings. Class time will be spent examining a different technique and/or application: the basic split ring; woven split rings; adding a ring to the split ring; and adding rings to both sides are examples.

**Prerequisites:** Students should be comfortable with tatting rings, chains and joins. It is helpful to know other tatting methods but not necessary.

### 103 Bruge/Bedfordshire — All levels ~ Elizabeth Peterson



**Bruges**—This class will teach the basic skills for Bruges lace, including the basic tape, plaits and picots, several types of flowers, leaves and the scroll. Students will learn the traditional Belgian techniques as well as other methods to make the lace easier to tension. Continuing students will learn how to navigate the fillings and some additional Bruges techniques. This is a fun and traditional lace to make – come learn some new tricks to add to your lacemaking skills.

**Bedfordshire**—This course is an introduction to the basic techniques used in this traditional English lace. Students will learn plaits, picots, 9-pin edge, trails, bouncing plaits/leaves off the trail, crossings, beginnings, endings and the basic Beds leaf. Continuing students will learn more Beds techniques; adding and discarding pairs invisibly, the Beds “kiss,” raised and rolled tallies, and magic threads hints and tips. Come learn this exciting lace and its many techniques and you’ll love leaves when you leave



### 104 Binche — All levels ~ Kumiko Nakazaki (Japan)



Kumiko says she arrived in Brugge in 1989, where she studied lace at the Kantcentrum. She began to teach lacemaking after completing the Teachers’ Course. Kumiko is well known for her many pattern books in both Binche and Flanders and her successful teaching of bobbin lace.

Binche is a continuous lace with a variety of grounds and fillings. There will be a number of Binche original designs available to choose from after consultation with the teacher or patterns may be chosen from Kumiko’s book. Students preferring to work on designing Binche, should bring pencils, tracing paper, etc.

If your preference is for Flanders lace, Kumiko will gladly help you.

# Schedule

## Saturday, September 9

Registration	9:00
Class	9:30 - 12:00
Lunch	12:00 - 1:00
Class	1:00 - 4:30

## Sunday, September 10

Registration	9:00
Class	9:30 - 12:00
Lunch and Raffle	12:00 - 1:00
Class	1:00 - 4:30

The vending room will be open before and after class and during lunch.

# Registration

You may register for one or two days.. If you register for only day, you have the choice of attending either Saturday or Sunday. You do not have to be a Hedgehogs member to attend.

The registration fee includes six hours of instruction, per day, as well as lunch, and morning and afternoon refreshments.

Registration fees are as follows:

	<u>Postmarked between 6/12 to 7/31</u>	<u>Postmarked after 7/31</u>
One day - Adult	\$70.00	\$80.00
One day - Age 10 to 17	\$40.00	\$40.00
One Day - Under age 10*	\$21.00	\$21.00
Two days	\$140.00	\$160.00

\*Please note: Students under 10 years of age will attend a 3-1/2 hour class after lunch from 1:30 P.M. to 4:30 P.M.



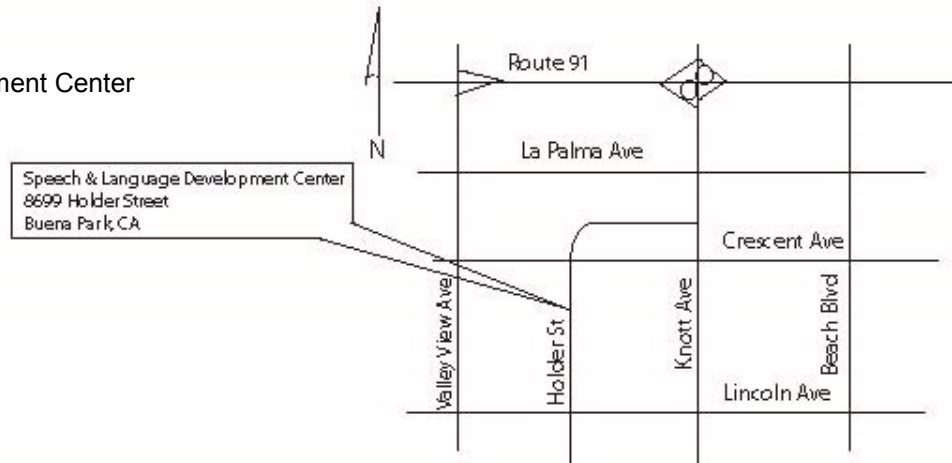
Commemorative bobbins will be available at an additional cost of \$18.00 per bobbin. Please indicate on the registration form the style (either Midlands or Danish) and the number of bobbins you would like to purchase. To ensure that your bobbin is ready by the Lace-In, please return your registration between June 12 and July 31.

Please forward your completed registration form, along with payment, to :  
Carolyn Callaway, 6061 Huntley Ave., Garden Grove, CA 92845.  
Confirmation letters/emails will be sent August 15, 2017.

If you have any questions, please contact Carolyn Callaway at 714-892-2736 or Carolyn\_callaway@yahoo.com .

# Location

Speech and Language Development Center  
8699 Holder Street  
Buena Park, CA  
(714) 821-3620 ext. 218



Not to Scale

# ❧ 2017 LACE-IN REGISTRATION FORM ❧

Name: \_\_\_\_\_

Address: \_\_\_\_\_  
 \_\_\_\_\_

Phone: \_\_\_\_\_ Email: \_\_\_\_\_

## Classes

Use the class number to indicate which class(es) you would like to take. Mark up to three choices, in order of preference.

	Saturday September 9	Sunday September 10
1st Choice		
2nd Choice		
3rd Choice		

## Fees

	Postmarked 6/12 to 7/31	Postmarked after 7/31
One day - Adult	\$70.00	\$80.00
One day - Age 10 to 17	\$40.00	\$40.00
One Day - Under age 10*	\$21.00	\$21.00
Two days	\$140.00	\$160.00

\*Please note: Students under 10 years of age will attend a 3-1/2 hour class after lunch from 1:30 P.M. to 4:30 P.M.

**Commemorative Bobbins** Commemorative Bobbins will be available at a cost of \$18.00. Please indicate the type and number of bobbins you wish to purchase: Midlands \_\_\_\_\_ Danish \_\_\_\_\_

Registration Fee \_\_\_\_\_

Commemorative Bobbins \_\_\_\_\_

Amount Enclosed \_\_\_\_\_

Make checks payable to Hedgehog Lacers and mail to: Carolyn Callaway, 6061 Huntley Ave., Garden Grove, CA 92845

***\*Scholarships are available to Hedgehog Members. Contact Kathy Lowe at (714) 474-7498 or [tgatekeeper1@yahoo.com](mailto:tgatekeeper1@yahoo.com) for more information.***

## Vendors

Vending space is available at a cost of \$10.00 per table. The vending room will be open for business before and after class, and during lunch. If you would like to reserve tables or if you would like additional information, please contact Carolyn Callaway either by phone at 714-892-2736 or via email at [carolyn\\_callaway@yahoo.com](mailto:carolyn_callaway@yahoo.com)

## Hedgehog Guild Members

Volunteers are needed to host teachers and to help with refreshments for Saturday and Sunday. If you would like to help out, please contact Carolyn Callaway, by phone at 714-892-2736 or via email at [carolyn\\_callaway@yahoo.com](mailto:carolyn_callaway@yahoo.com).

If you would like to contribute items to the raffle or the goodie bags, please contact Cheryl Callaway by phone at 714-925-2736 or via email [hedgehoglacers treasurer@gmail.com](mailto:hedgehoglacers treasurer@gmail.com), or Carolyn Callaway at the above email address.